

# SC 5232

Download photos and docs on [qlima.com!](http://qlima.com!)

# SPLIT AIR CONDITIONER

## Product data sheet

Brand name	Qlima
Model	SC 5232
Sound power level indoor	dB(A) 53
Sound power level outdoor	dB(A) 62

Refrigerant GWP	675	Refrigerant leakage contributes to climate change. Refrigerant with lower global warming potential (GWP) would contribute less to global warming than a refrigerant with higher GWP, if leaked to the atmosphere. This appliance contains a refrigerant fluid with a GWP equal to 675. This means that if 1 kg of this refrigerant fluid would be leaked to the atmosphere, the impact on global warming would be 675 times higher than 1 kg of CO <sub>2</sub> , over a period of 100 years. Never try to interfere with the refrigerant circuit yourself or disassemble the product yourself and always ask a professional.
-----------------	-----	-------------------------------------------------------------------------------------------------------------------------------------------------------------------------------------------------------------------------------------------------------------------------------------------------------------------------------------------------------------------------------------------------------------------------------------------------------------------------------------------------------------------------------------------------------------------------------------------------------------------------------

SEER <sup>1</sup> / energy efficiency class average season <sup>1</sup>	6.2 / A++
Indicative annual electricity consumption during cooling season (Q <sub>ce</sub> )	kWh/a 187
Design load (capacity) in cooling mode	P <sub>designc</sub> kW 3.2
SCOP <sup>1</sup> / energy efficiency class	4.0 / A+
Indicative annual electricity consumption during average heating season (Q <sub>he</sub> )	kWh/a 834
Declared suitable regions (W/A/C)	W / A / C
Design load (capacity) in heating mode	P <sub>designh</sub> kW 2.4
Declared capacity at reference design condition (heating average season)	kW 1.9
Back up heating capacity at reference design condition (heating average season)	kW 0.5

## Product specifications

Colour	Qlima white
EAN code indoor unit	8713508781136
EAN code outdoor unit	8713508781143

## Technical specifications

		Cooling	Heating
Capacity min - max	kW	2.11 - 4.00	1.28 - 4.90
Power consumption (nom.)	kW	1.19	1.23
Power supply	V/Hz/Ph	220-240~ 50 / 1	
Current (max)	A	10	
Air flow (min-max.) <sup>2</sup>	m <sup>3</sup> /h	545/435/368	
For rooms up to <sup>2</sup>	m <sup>3</sup>	80 - 100	
Dehumidification capacity <sup>3</sup>	L/24 h	31.2	
Indoor unit operating range cooling / heating	°C	17~32	0~30
Outdoor unit operation range cooling / heating	°C	0~50	-25~30
Thermostatic range	°C	17-30	
Sound pressure level indoor (low)	dB	25	
Sound pressure level outdoor	dB	55.5	
Fan speed		3 positions	
Control		electronic / remote	
Air filter	type	Screen/active carbon/3M HAF	
Refrigerant type / charge <sup>4</sup>	R / gr	R32 / 800	
CO <sub>2</sub> equivalent	tonnes	0.540	
Max. length refr. pipe between in- / outdoor unit <sup>6</sup>	m	25	
Max. diff. in height between in- / outdoor unit	m	10	
Diameter for connection	Liquid side ø mm	6.35 (1/4)	
	Gas side ø mm	9.52 (3/8)	
Dimensions indoor (w x d x h)	mm	805x194x285	
Dimensions outdoor (w x d x h)	mm	770x300x555	
Compressor type		ROTARY / GMCC	
Protection class indoor	IP	X0	
Protection class outdoor	IP	X4	
Weight indoor	kg	7.8	
Weight outdoor	kg	25.7	
Guarantee <sup>7</sup>	years	4	

<sup>1</sup> Measured conform EN 14825 / EN 14511 / EN 12102

<sup>2</sup> To be used as indication

<sup>3</sup> Moisture removal at 32°C, 80% RH

<sup>4</sup> Precharge sufficient for max 5 meters piping

<sup>6</sup> When over 5 mtrs additional refrigerant is needed. Check manual

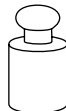
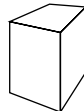
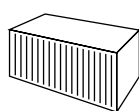
<sup>7</sup> 4 years on compressor. 2 years on other components

## Accessories

Remote control	
Remote control holder	
2 pcs. AAA batteries	
4 metres drainage tube	
User manual	
Installation manual	
Wi-Fi kit	

## Most important spare parts

Spare part description	EAN Code



20 ft = 94  
40 ft = 197  
HQ = 230

W x D x H =  
in: 870x270x365mm  
out: 910x380x615mm

Gross =  
10.4 kg/  
31.1 kg

**Qlima**  
HOME MADE CLIMATES

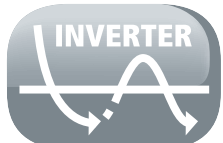
# SC 5232 SPLIT AIR CONDITIONER



Wireless smart kit



3 functions in 1



Inverter technology



Quick Connector System



Anti-corrosion treatment



Home freezing prevention



Environmental friendly refrigerant



3-layer filter



Remote control with LCD-display



Timer



Sleep mode

## Features

### Wireless smart kit:

The air conditioning is suitable to connect the convenient Qlima wireless smart kit (sold separately). This kit enables a total control over your home comfort. Download the app and you can control your air conditioner with your smartphone from anywhere.

### Cooling + dehumidifying + heating (heat pump):

The air conditioning is a complete air treatment system. It can cool, dehumidify and heat the air.

### Air conditioning:

In COOLING mode the unit produces a pleasant and refreshing cool airflow.

### Heating:

In HEATING mode the unit produces a warm and comfortable airflow. Because also the free of charge energy from the outdoor air is used to increase the efficiency of the system.

### Dehumidifying:

In DRY mode the unit dehumidifies the air in the room as efficient as possible. Note: In COOLING mode the air is also dehumidified.

### Inverter technology: maximum comfort:

The Qlima DC Inverter Wall Mounted Split air conditioner continuously adjusts the cooling and heating capacity according to the desired room temperature. When the desired temperature is reached, the compressor speed is gradually decreased to maintain the room temperature with a minimum of variation. By varying gradually the compressor capacity, the expected lifetime as well as the experienced comfort level will increase. Looking at the experienced comfort level for the user of the inverter system: Non-inverter air conditioners, which operate at a constant speed, must turn on/off the compressor to control the room temperature causing less comfortable temperature fluctuations.

### Inverter technology: minimum energy consumption:

The compressor starts to slow down as the room temperature reaches the desired temperature. As a result, the overall power consumption is reduced significantly (up to 35% less than non inverter/ conventional types).

**Easy installation via "Screw Quick Connector System":** The air conditioner is provided with a Screw type Quick connection system which makes it easy to connect indoor unit with outdoor unit. From environmental point of view it is required that final installation / putting into operation is done via certified refrigeration (f-gasses) engineer.

**Connection via flexible tubes:** The air conditioner is provided with Soft Copper refrigerant liquid line. The tube set is not pre-mounted to the unit. This guarantees a simplified mounting of the indoor unit and limits the risk of damaging the flexible tubes during installation. Due to the flexibility of the lines the installation can be done in the most easiest way without the risk of folding/ cracking.

### EXTRA: Home Freezing prevention Button:

Upon pressing this button the unit will go into the freezing prevention mode. The unit will overrule the indoor temperature setting and set it to approx 8-10°C. In this way preventing your home from freezing during cold periods at the lowest possible energy consumption. When this mode is selected the indoor unit display will show "FP". This button can only be operated in heating mode.

### Environment friendly refrigerant R32:

The most preferred and environmental friendly refrigerant R32 is used in the air conditioner.

### Automatic low sound mode:

This air conditioner is equipped with a special automatic low sound mode which will be automatically activated when the room temperature has reached the desired set point temperature. In this automatic mode the air conditioner will operate on a whispering quiet level.

### Turbo mode:

With the Turbo mode the air conditioner will reach the preset temperature in the shortest possible time.

### 3-layer air filter:

The air conditioner is equipped with a 3 layer filter package to clean the circulated room air. The 3M™ HAF air filter delivered together with this unit captures allergens like bacteria, dust and pollen from the circulated air with an efficiency up to 80%. Pollen are well known as an important stimulus for hay-fever allergy. The active carbon filter removes unpleasant odours from the air and the screen filter captures large dust particles. The screen filter can be cleaned with a vacuum cleaner and/or lukewarm water. Per season 2 to 3, 3M™ HAF and active carbon filters will be used. These filters are available in a consumer package (including 1 3M™ HAF and 1 active carbon filter).

### Remote control with LCD screen:

The unit can be operated with an easy to handle remote control including LCD-display. Using the remote control the air conditioner can be operated up to a distance of approx. 8 metres.

### Remote control holder:

The remote control can be placed in the wall mounted remote control holder which is delivered together with the unit.

### Adjustable airflow:

The up-down airflow can be automatically changed by using the SWING mode. The left-right airflow can be changed manually.

### Sleep Mode:

This function enables the air conditioner to increase (cooling) or decrease (heating) automatically 1°C per hour for the first two hours and then maintain the same temperature for five hours after which the air conditioner will stop operating automatically. It maintains the most comfortable temperature and saves energy at the same time.

### Fan speed setting: Select with FAN speed button:

Automatic, Low, Medium or High. The LCD display on the remote control will show the chosen speed.

### Automatic operation:

The air conditioning system can be set to automatic operation for the most suitable MODE: Cooling, Dehumidifying or Heating, monitoring the indoor temperature.

### Auto restart function:

If there is any power failure during operation, the operation status before power failure is memorised and the unit starts operating automatically after power recovery.

### Timer:

Use TIMER or set a working time between 30 minutes and 24 hours. The preset time appears in the display of the remote control. The unit switches ON or OFF automatically when this time is passed.

### Standby mode:

This energy saving feature enables the unit to stay in standby mode (only 1 W energy consumption).

### Full colour box:

The unit is delivered completely with all auxiliary parts in a full colour box showing application and operation information in multiple languages.